

## NAVIGATION

// ROTATION-RESISTANT

// SEMI-ROTATION-RESISTANT

// NON-ROTATION-RESISTANT

HD 8 K (Option PPI)

HD 9 K (Option PPI)

SC 6 K

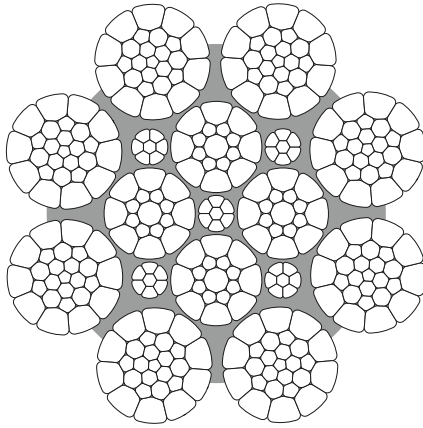
SC 8 C (Option PPI)

**DP 8 K (Option PPI)**

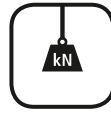
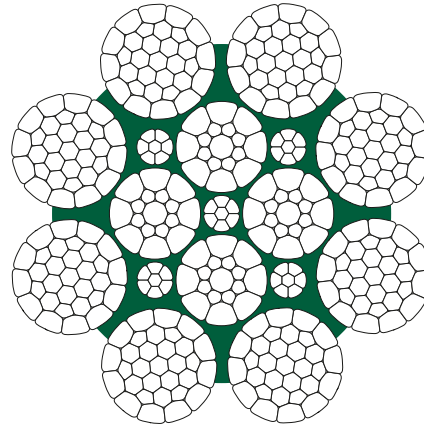
DP 10 K

LP 5

## OLIVEIRA DP 8 K



## OLIVEIRA DP 8 K PPI



High  
breaking force

## PROPERTIES



Parallel  
Construction



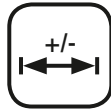
No Swivel



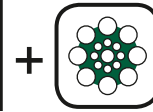
Compacted



Lubricated



Tolerance



PPI

## APPLICATIONS

When an extremely high MBL is required for a multipart reeving hoist system: electric hoists, twin hoists systems, boom hoist and pendant rope for mobile cranes, tower cranes and all marine equipments.

## OVERVIEW

RCN	Diameter range [mm]	Construction	Number of outer strands	Number of wires	Number of outer load bearing wires	Average fill factor	Average spin factor
03	6,40 – 7,20	8xK12	8	105	96	0,701	
03	8 – 17	8xK17	8	239	136	0,710	
09	18 – 28,58	8xK26	8	311	208	0,712	0,86 (2160*)
11	30 – 38	8xK31	8	351	248	0,721	

- Temperature range of use: -50°C to +100°C
- Temperature range of use for option PPI: -50°C to +80°C
- Option PPI – only available for diameter  $\geq 13$ mm
- Please add 1.5% on the weight for ropes with PPI
- Available in ordinary lay and Lang's lay
- Available in right hand and left hand
- Fleet angle must be  $< 1^\circ 30'$

nominal diameter		weight		minimum breaking force			
				2160 N/mm <sup>2</sup>			
mm	inch	kg/m	lb/ft	kN	t [metric]	lbs	t [2000 lbs]
6,40		0,19	0,13	41,4	4,22	9.307	4,65
7		0,23	0,16	50,5	5,15	11.353	5,68
7,20		0,25	0,16	53,2	5,42	11.960	5,98
8	5/16	0,30	0,20	64,1	6,54	14.410	7,21
8,50		0,34	0,23	73,3	7,47	16.478	8,24
9		0,39	0,26	82,3	8,39	18.502	9,25
9,53	3/8	0,43	0,29	92,2	9,40	20.727	10,36
10		0,48	0,32	102,4	10,44	23.020	11,51
11	7/16	0,57	0,38	123,1	12,55	27.674	13,84
12		0,68	0,46	147,3	15,02	33.114	16,56
12,70	1/2	0,76	0,51	159,0	16,21	35.745	17,87
13		0,82	0,55	176,3	17,98	39.634	19,82
14		0,93	0,63	202,6	20,66	45.546	22,77
15		1,09	0,73	236,9	24,16	53.262	26,63
15,88	5/8	1,21	0,82	254,4	25,94	57.191	28,60
16		1,22	0,82	263,9	26,91	59.325	29,66
17		1,40	0,94	302,8	30,88	68.072	34,04
18		1,54	1,04	335,3	34,19	75.374	37,69
19	3/4	1,73	1,16	375,8	38,32	84.491	42,25
20		1,90	1,27	410,9	41,90	92.364	46,18
22		2,31	1,55	500,8	51,07	112.584	56,29
22,23	7/8	2,35	1,58	503,0	51,29	113.079	56,54
24		2,81	1,89	605,7	61,76	136.167	68,08
25,40	1	3,06	2,05	649,0	66,18	145.901	72,95
26		3,23	2,17	701,1	71,49	157.618	78,81
28		3,74	2,51	809,5	82,55	181.983	90,99
28,58	1 1/8	3,89	2,61	820,0	83,62	184.343	92,17
30		4,34	2,92	942,1	96,06	211.782	105,89
31,75	1 1/4	4,85	3,26	1.023,0	104,32	229.980	114,99
32		4,90	3,29	1.066,2	108,72	239.691	119,85
34		5,62	3,77	1.220,3	124,44	274.334	137,17
34,93	1 3/8	5,84	3,93	1.231,0	125,53	276.740	138,37
36		6,25	4,20	1.357,6	138,44	305.201	152,60
38	1 1/2	7,00	4,71	1.523,6	155,36	342.519	171,26

Special constructions and diameters available - please contact us directly.